






PMEX UPDATE


BUY	
	CRUDE10-JU26 101.35 3.34% Expiry 27/May/26 Remaining 15 Days
Entry	99.44 - 99.99
Stoploss	98.57
Take Profit	100.52 - 100.91


BUY	
	NGAS1K-JU26 2.9010 -0.31% Expiry 26/May/26 Remaining 14 Days
Entry	2.85 - 2.86
Stoploss	2.82
Take Profit	2.88 - 2.91


BUY	
	GO10Z-JU26 4,713.95 -0.31% Expiry 27/May/26 Remaining 15 Days
Entry	4695 - 4700
Stoploss	4686.00
Take Profit	4722 - 4730


N/A	
	SL10-MA26 84.68 Expiry Remaining
Entry	---
Stoploss	0.00
Take Profit	---


BUY	
	PLATINUM5-JY26 2,103.25 -1.08% Expiry 26/Jun/26 Remaining 45 Days
Entry	2090 - 2095
Stoploss	2081.00
Take Profit	2112 - 2120


BUY	
	COPPER-JY26 6.4870 0.41% Expiry 22/Jun/26 Remaining 41 Days
Entry	6.51 - 6.52
Stoploss	6.47
Take Profit	6.56 - 6.58


BUY	
	ICOTTON-JY26 86.71 -1.21% Expiry 22/Jun/26 Remaining 41 Days
Entry	84.94 - 85.46
Stoploss	84.37
Take Profit	86.04 - 86.46

BUY	
	DJ-JU26 49,767 -0.05% Expiry 17/Jun/26 Remaining 36 Days
Entry	49818 - 49835
Stoploss	49766.00
Take Profit	49915 - 49970

BUY	
	SP500-JU26 7,409 -0.37% Expiry 17/Jun/26 Remaining 36 Days
Entry	7370 - 7380
Stoploss	7355.00
Take Profit	7395 - 7405

BUY	
	NSDQ100-JU26 29,171 -0.86% Expiry 17/Jun/26 Remaining 36 Days
Entry	28931 - 29023
Stoploss	28842.00
Take Profit	29117 - 29186

BUY	
	GOLDUSDJPY-JU26 157.53 0.27% Expiry 27/May/26 Remaining 15 Days
Entry	157.82 - 157.88
Stoploss	157.62
Take Profit	158.16 - 158.32

SELL	
	GOLDEURUSD-JU26 1.1745 -0.31% Expiry 27/May/26 Remaining 15 Days
Entry	1.1775 - 1.1768
Stoploss	1.179
Take Profit	1.1756 - 1.1745

Major Headlines

Oil prices jump on latest US-Iran peace process impasse

Oil prices rose by about 3% on Tuesday as stark differences between the U.S. and Iran on a proposal to end the war in the Middle East pushed supply concerns back into the spotlight. Brent crude futures gained \$2.85, or 2.7%, to \$107.06 a barrel by 0931 GMT and U.S. West Texas Intermediate was up \$3.13, or 3.2%, at \$101.20. Both benchmarks climbed nearly 3% on Monday. Oil prices moved higher after President Trump cast doubt on the durability of the ceasefire with Iran, prolonging uncertainty around the Strait of Hormuz [see more...](#)

Gold prices drop as traders eye U.S.-Iran deadlock, await upcoming inflation data

Gold prices fell on Tuesday as investors monitored a fragile ceasefire between the U.S. and Iran, while also awaiting a meeting between Donald Trump and Chinese President Xi Jinping later this week. Spot gold slipped 0.8% to \$4,699.16 an ounce by 05:56 ET (09:56 GMT), while U.S. gold futures fell 0.5% to \$4,707.20 an ounce. Among other precious metals, spot silver dropped 2.6% to \$83.90/oz, while platinum slid 2.7% to \$2,078.23/oz. [see more...](#)

U.S. stock futures falter amid prolonged Iran tensions, upcoming CPI data

Trump dismissed the counteroffer, which was similar to plans previously floated by Iran, in strident terms, calling it "unacceptable" and later "a piece of garbage" that he did not even believe was worth reading fully. At the same time, there were indications that brinkmanship was returning to the conflict. According to CNN, Trump, impatient with dithering negotiations, is now seriously mulling restarting major combat operations. [see more...](#)

USD/JPY Price Forecast: At make or a break near advancing trendline around 157.00

USD/JPY trades higher at around 157.00 as of writing. The pair keeps a bearish near-term tone as spot holds below the 20-day exponential moving average (EMA) at 158.02. The earlier rising support trend line, last anchored around 156.34, now sits just beneath the price and acts as the first structural floor, while the Relative Strength Index (RSI) near 43 suggests only modest downside momentum after the latest pullback. On the upside, the 20-day EMA at 158.02 is the immediate resistance [see more...](#)

Euro dips below 1.1750 amid mixed Economic Sentiment data, growing geopolitical risks

The Euro (EUR) is heading lower against the Dollar (USD) on Tuesday, trading below 1.1750 at the time of writing, after another rejection at the 1.1790 area on Monday. Market concerns about the growing fragility of the US-Iran ceasefire are buoying the safe-haven US Dollar on Tuesday, while the mixed German ZEW Economic Sentiment data has failed to lift the Euro. Institutional investors' sentiment about the German economy has improved to -10.2 in May from -17.2 [see more...](#)

US Dollar Jumps on Iran Headlines as Oil Rebound Faces Resistance

As you know, in the last 24 hours Trump received a proposal for a deal from Iran, but he said it was unacceptable. As a result, we have seen some renewed strength on crude oil prices, while European stocks are turning slightly lower and the dollar gapped higher. However, these kinds of gaps are very common, especially after weekends when geopolitical tensions are involved, and usually those gaps tend to get filled. So far, after the initial rally on the dollar, we can already see some reversal signs back to the downside [see more...](#)

Economic Calendar

Event	Date	Time	Currency	Importance	Actual	Forecast	Previous
CPI (MoM) (Apr)	12/5/2026	5:30 PM	USD	High volatility		0.60%	0.90%
CPI (YoY) (Apr)	12/5/2026	5:30 PM	USD	High volatility		3.70%	3.30%
Core CPI (MoM) (Apr)	12/5/2026	5:30 PM	USD	High volatility		0.30%	0.20%

FOREX MARKETS' STATISTICS

Forex Market Hours

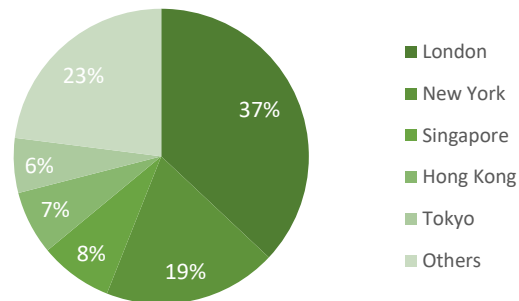


Note: This chart shows the normal forex trading times of all the major forex trading centers across the globe in Pakistan Standard Time.

Forex Turnover by Counterparty



Markets' Share in Total Forex Turnover



Most Traded Currency Pairs



Sources: ACPL Research, Forexmarkethours, Dailyfx, Ig

DISCLAIMER

This report has been prepared by Abbasi and Company (Private) Limited and is provided for information purposes only. Abbasi and Company (Private) Limited (ACPL) is engaged in brokerage business of commodities futures in Pakistan and to provide the trading/ execution facility on Pakistan Mercantile Exchange (PMEX). There is risk of loss in trading in derivatives (futures). The author, directors and other employees of Abbasi and Company (Private) Limited and its affiliates cannot be held responsible for any loss in trading. Futures; futures on margin carries a high level of risk and may not be suitable for all investors. The high degree of leverage can work against the investor/ traders. Before deciding to invest in Commodity derivatives, you should carefully consider your investment objectives, level of experience, and risk appetite. The possibility exists that you could sustain a loss of some or all of your initial investment and therefore you should not invest money that you cannot afford to lose. You should be aware of all the risks associated with futures trading in commodities and other financial products. We take no responsibility for any loss made in investment on any instruments through us. In any event Abbasi and Company (Private) Limited, its affiliates, agents will not be liable to anyone for any decision made or action taken for investment/trading. Abbasi and Company (Private) Limited, its affiliates, directors and employees cannot be held responsible for any loss in trading due to any problem in connectivity; failure of system; technical problem in the software or any other reason whatever.

All the reports/ recommendations/ trading calls/ opinions are advisory in nature and contains the opinions of the author, which are not to be construed as investment advices. The author, directors and other employees of Abbasi and Company (Private) Limited and its affiliates cannot be held responsible for the accuracy of the information presented herein or for the results of the positions taken based on the opinions expressed in the reports/ views from Abbasi and Company (Private) Limited. All the views/ recommendations/ trading calls and opinions are based on the information, which are believed to be accurate and no assurance can be given for the accuracy of these information.

Derivatives trading involve substantial risk. The valuation of the underlying may fluctuate, and as a result, clients may lose their entire original investment. In no event should the content of this research report be construed as an express or an implied promise, guarantee or implication by, or from, Abbasi and Company (Private) Limited that you will profit or that losses can, or will be, limited in any manner whatsoever. Past results are no indication of future performance. The information provided in this report is intended solely for informative purposes and is obtained from sources believed to be reliable. Information is in no way guaranteed. No guarantee of any kind is implied or possible where projections of future conditions are attempted. Investments in securities market are subject to market risks, read all the related documents carefully before investing.

All rights reserved by Abbasi and Company (Private) Limited. This report or any portion hereof may not be reproduced, distributed, or published by any person for any purpose whatsoever. Nor can it be sent to a third party without prior consent of Abbasi and Company (Private) Limited. Action could be taken for unauthorized reproduction, distribution, or publication.

The research analyst, primarily involved in the preparation of this report, certifies that (1) the views expressed in this report accurately reflect his/her personal views about the subject commodity/index /currency pair and (2) no part of his/her compensation was, is or will be directly or indirectly related to the specific recommendations or views expressed in this report.

DISCLOSURE

Following exchange rates are used to convert investment and profit values:

- USD/PKR: 280.10
- JPY/PKR: 1.97

To arrive at our Target Price, Abbasi & Company (Private) Limited uses following methods:

- Technical Analysis
- Fundamental Analysis

Furthermore, profit and returns are inclusive of all expenses including PMEX Fee, ACPL Fee & Sales Tax

RESEARCH DISSEMINATION POLICY

Abbasi & Company (Private) Limited endeavors to make all reasonable efforts to disseminate research to all eligible clients in a timely manner through either physical or electronic distribution such as email, fax mail etc. Nevertheless, all clients may not receive the material at the same time.

PREPARED BY

Muhammad Rashid Nawaz
Phone: (+92) 42 38302028
Ext: 118
Email: umairjaved@abbasiandcompany.com

RESEARCH DEPARTMENT

6 - Shadman, Lahore
Phone: (+92) 42 38302028; Ext: 116, 117
Email: research@abbasiandcompany.com
web: www.abbasiandcompany.com

HEAD OFFICE

6 - Shadman, Lahore
Phone: (+92) 42 38302028
Email: support@abbasiandcompany.com
web: www.abbasiandcompany.com